



- 1 Cut out the character pictures, the dialogue and the character descriptions.
- 2 Paste each picture on to a separate piece of paper.
- 3 Match the dialogue and character descriptions to the person.



Miss Millington



Mr Jenkins



Mr Grainger



Auntie Amy

Dialogue

"You come with me. I've got a nice new home waiting for you."

"Anybody like chocolate?"

"What do you think I'm running here, Jenkins? A Children's Home?"

"Evacuee? But we're not used to looking after children."

"Good Lord. He's disappeared!"

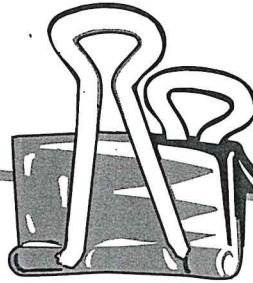
"What's the idea of sleeping under the bed?"

"Right! Time we had a little chat."

Character descriptions

kind	aggressive	impatient	thoughtful	selfish
helpful	arrogant	motherly	authority-figure	generous
strict	bossy	suspicious	gentle	rude




4 Can you think of some more character descriptions?



1 Match the words in the word box to the pictures.

ee word box

been	feet	fleet	green	trees	meet
three	evacuees	heel	sneeze	sheep	breeze
cheese	greet	week	seen	cheetah	beetle
sleep	weed	asleep	seed	chimpanzee	feel




2 Read the silly sentence below. Now, make up your own and read them aloud!

- Three green trees had been asleep all week.

- _____
- _____
- _____





- 1 Look at the verbs below.
- 2 Choose either the prefix **un-** or **dis-** to go in front of each verb to give it the opposite meaning.
- 3 Write in the new word. Read the example to help you get started.

pack – unpack	appear –	agree –
block –	tie –	dress –
do –	fold –	like –

- 4 Make up some sentences about the *Spywatch* story using the **dis-** and **un-** words.

Norman unpacked his bag.

- 5 Hunt for more **un-** and **dis-** words in the dictionary. Can you always find an opposite word?

• **uncooked – cooked**

• _____

• _____

• _____

• _____


• _____

• _____

• _____

• _____

• _____



- 1 Cut out the words.
- 2 Match up past and present tense words.

jump	flew	walk	walked
fly	think	jumped	caught
catch	cook	smile	cooked
smiled	take	thought	took
look	looked	grow	grew

- 3 List the past tense verbs into two spelling groups: those with 'ed' endings and those with complete word changes.

'ed' endings

Complete word changes

- 4 Can you add any more to the list?



1 Match the correct words with the definitions.

Word box	
night new hair tow hare knight toe knew	
Homophone	Definition
	To have learnt.
	The dark part of each day.
	To pull a vehicle by a rope or chain.
	A soldier on horse back, serving a king.
	The fine threads that grow from the skin of a person or an animal.
	Not used by anyone before.
	One of the five moveable parts at the end of each foot.
	An animal like a rabbit.

2 Write a sentence to show the meanings of these homophones.

weigh _____

way _____

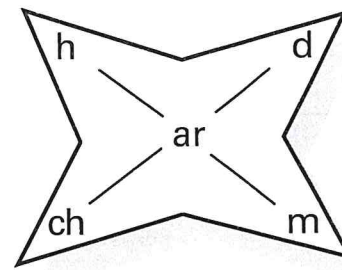
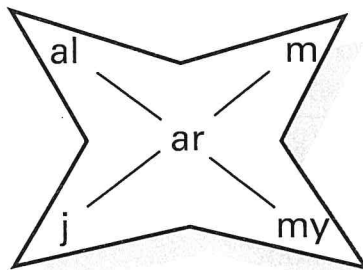
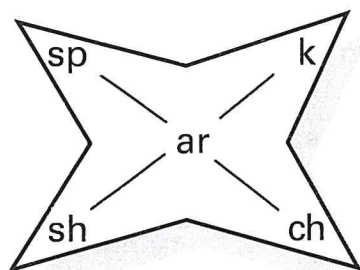
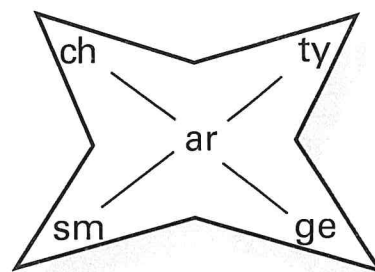
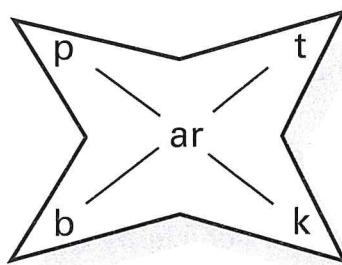
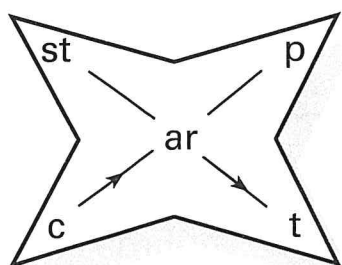
been _____

bean _____



Be a STAR! Can you find more than 20 words in the star words?

- 1 Find the hidden words in the star words. Start from an outside letter or from the centre and follow the lines.**
- 2 Move in any direction but stay on the lines. See the example.**



1 cart _____

2 _____

3 _____

4 _____

5 _____

6 _____

7 _____

8 _____

9 _____

10 _____

11 _____

12 _____

13 _____

14 _____

15 _____

16 _____

17 _____

18 _____

19 _____

20 _____

21 _____

22 _____

23 _____

24 _____