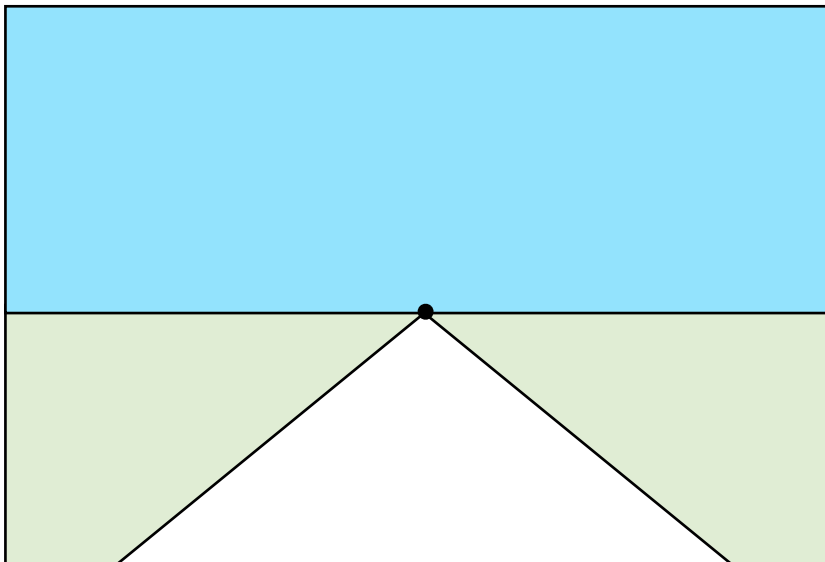


Challenge A

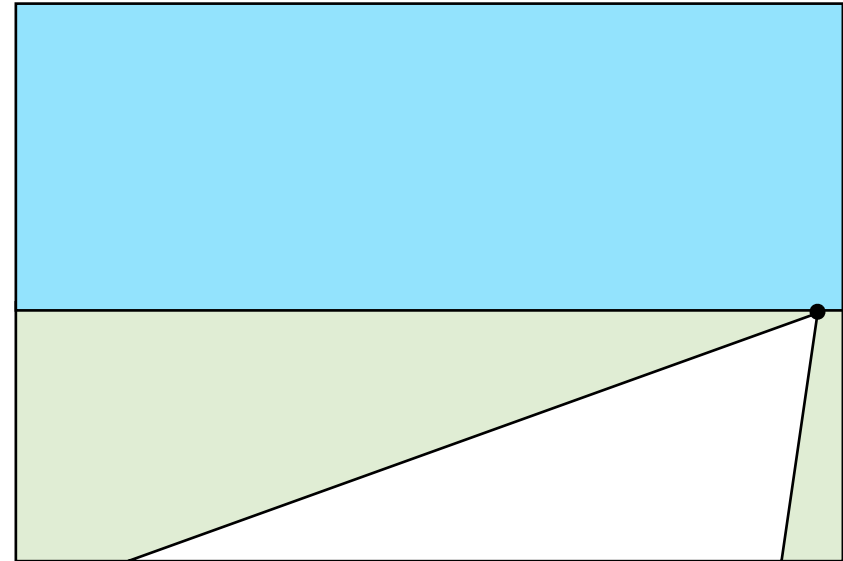
Can you create a piece of artwork that has a road lined with trees that lead to a horizon line and a vanishing point?

Think about what else you could include in your artwork and how you will create a sense of depth and distance.

**Challenge B**

Can you create a piece of artwork that has a road lined with houses that lead to a horizon line and a vanishing point?

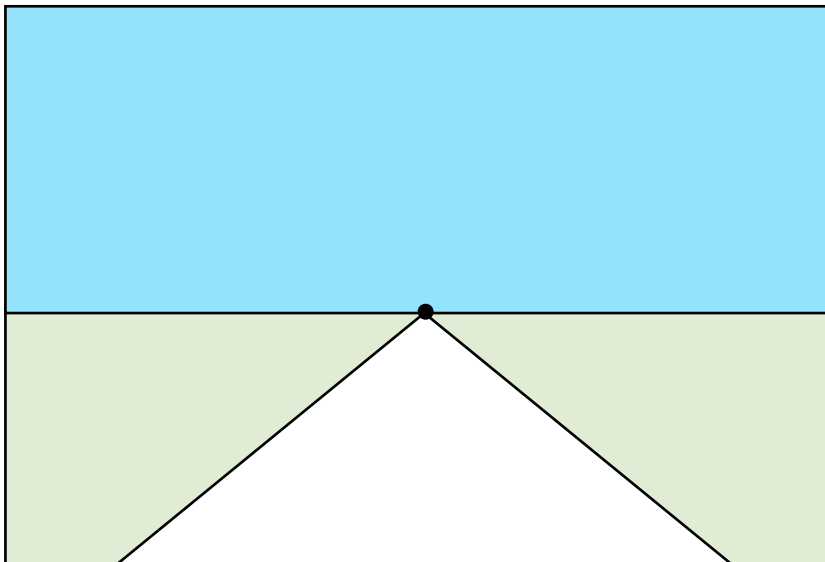
Think about what else you could include in your artwork and how you will create a sense of depth and distance.



Challenge C

Can you create a piece of artwork that has a road lined with houses that lead to a horizon line and a vanishing point?

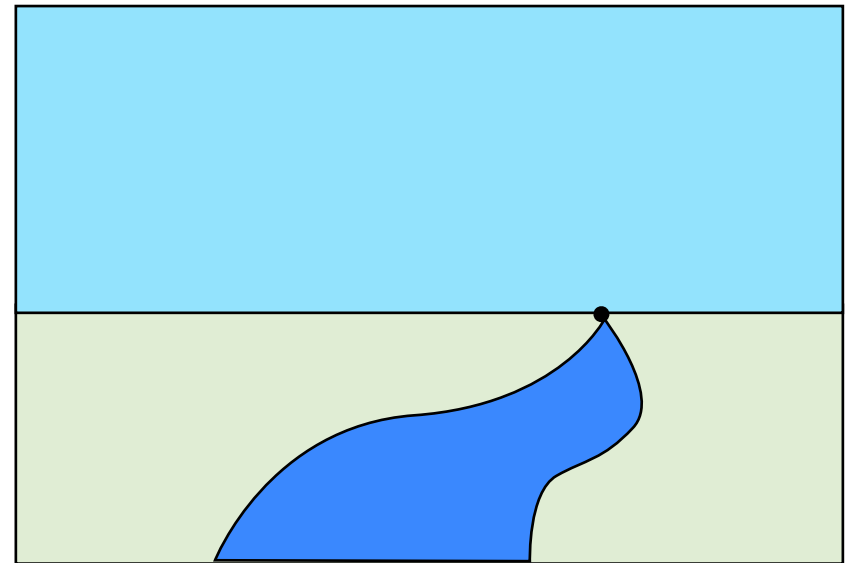
Think about what else you could include in your artwork and how you will create a sense of depth and distance.



Challenge D

Can you create a piece of artwork that has a river that leads to a horizon line and a vanishing point?

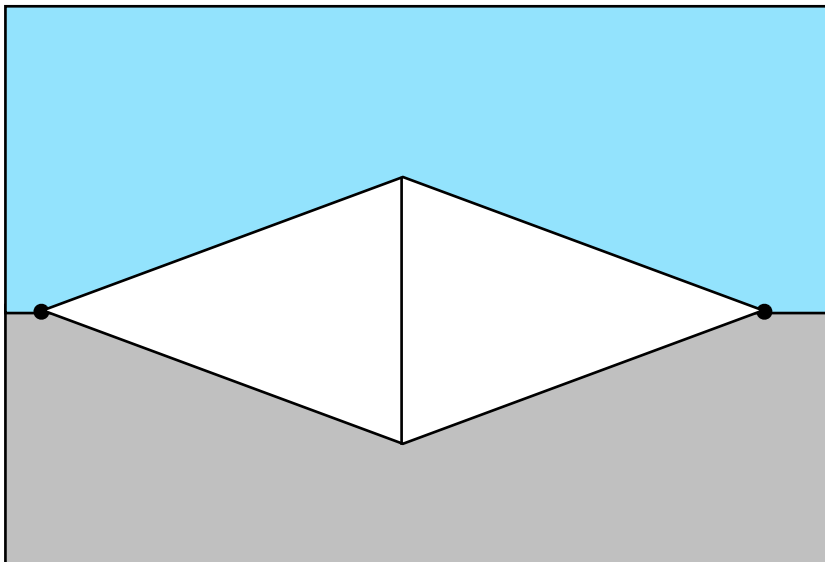
Think about what else you could include in your artwork and how you will create a sense of depth and distance.



Challenge E

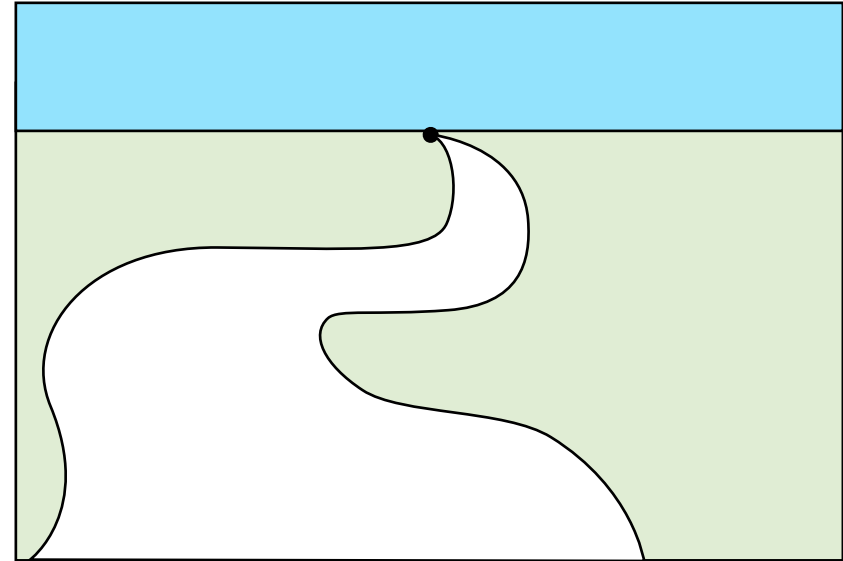
Can you create a piece of artwork that shows buildings on a street corner leading to a horizon line and two vanishing points?

Think about what else you could include in your artwork and how you will create a sense of depth and distance.

**Challenge F**

Can you create a piece of artwork that has a path winding through a forest that leads to a horizon line and vanishing point?

Think about what else you could include in your artwork and how you will create a sense of depth and distance.



Vanishing Word Art

KATE

KATE

KATE

KATE

1. Write your name in block letters. Each line should be straight, not curved.

2. Choose where you want your vanishing point to be and mark it on the page.

3. Using a ruler, draw a line from each of the top corners to the vanishing point.

4. Now draw lines from the other corners to the vanishing point but be sure to stop when the line reaches part of a letter.

KATE

KATE

TOM
COSTA

5. Colour your art. You could do the top, front and side a different colour...

...or you could choose one colour and do different shades. There are lots of options!

Try experimenting with different vanishing points or do both your names!

